




Name \_\_\_\_\_

# Roll A Question



Who	What	Where	When	Why	How

Thank you for downloading this item. I created this item to be used in my classroom. I am so pleased to be able to share this item with you.

You may edit this template as you like using PowerPoint. To do so, add a text box to the template.

Sample:







From my classroom to yours,

*Mrs Parker*

[www.learningwithmrsparker.blogspot.com](http://www.learningwithmrsparker.blogspot.com)

Name \_\_\_\_\_

Roll A Sight word

					
like	my	the	is	a	see

This is for one classroom use only. It is not intended to be replicated, sold, or shared.